

RAZ-PLUS IS MOBILE

Raz-Plus is a comprehensive reading resource with 29 levels of reading difficulty. With the Kids A-Z mobile app, students have free mobile access to leveled eBooks and corresponding eQuizzes as well as thousands of other resources.

DOWNLOAD THE FREE KIDS A-Z APP TODAY



iTunes



Google Play



Amazon App Store



RAZ-PARENT PORTAL

From the Parent Portal, you can see all the books and activities completed by your child, monitor their progress, and send them messages. To gain access, you must first register your email.

- To request access to your child's information, simply log in to your child's Kids A-Z account and click the "Parents" link in the top right.
- Follow the instructions to provide your name and an email address.
- Once your child's teacher grants approval, you'll have access to see your child's information.



School District of
Haverford Township



Raz-Plus
Parent Guide

GETTING STARTED

Kids A-Z Login Instructions

1. Open the app or go to www.kidsa-z.com
2. Enter or choose the teacher's username

3. Your child finds his or her username on the class chart
4. Your child enters his or her password


Why Reading Room?

Reading Room provides a digital library of resources for students to read for fun and practice. The dynamic homepage makes it easy for students to quickly find relevant, high-interest content that excites them. Students can also "favorite" books and view popular texts at their reading level based on what other students favorite. Additional content is organized into categories and presented at each student's level, meaning students see the resources most relevant to them first.


1 Open Kids A-Z



2 Type or find teacher name




3 Find your name



4 Select Reading Room icon



5 Choose a story



6 Follow the steps

1. Listen
2. Read
3. Quiz
4. Home