

SCHOOL to HOME

Connections

Chapter 10 Ordinal Numbers

Dear Family,

In this chapter, your child will learn how to sequence events.

One skill your child will practice is:

- using the terms *first*, *next*, and *last* to sequence events

Activity My Day

Using mathematical language to sequence events in a day is a skill that your child can use every day. Besides understanding how to sequence events, your child will also improve his or her verbal skills as he or she shares about their day.



First, we had music.
Next, we had math.
Last, we had art.

- Ask your child to talk about his or her day in school. Help your child to use the terms *first*, *next*, and *last* to describe the events that happened during the day.

Vocabulary to Practice

The **first** event comes before all others.

The **next** event comes immediately after the first event.

The **last** event comes after all others.

Capítulo 10 Los números ordinales

Estimada familia:

En este capítulo, su hijo aprenderá cómo hacer secuencias de eventos.

Una destreza que practicará su hijo es:

- usar los términos, *primero*, *siguiente* y *último* para hacer secuencias de eventos

Actividad Mi día

Usar lenguaje matemático para hacer una secuencia de eventos en un día es una destreza que su hijo puede utilizar cada día.

Además de entender cómo hacer una secuencia de eventos, su hijo también mejorará sus destrezas verbales mientras comparte lo que ha sucedido en su día.



Primero, tuvimos música.
Luego, tuvimos matemáticas.
Por último, tuvimos arte.

- Pídale a su hijo que le cuente sobre su día en la escuela. Ayude a su hijo a usar los términos *primero*, *siguiente* y *último* para describir los eventos que sucedieron durante el día.

Vocabulario para practicar

El **primer** (first) evento sucede antes de los otros.

El **siguiente** (next) evento sucede inmediatamente después del primer evento.

El **último** (last) evento ocurre después de todos los otros.

Name: _____

CHAPTER
10

Ordinal Numbers

Lesson 1 Sequencing Events

Color.



first

next

last



first

next

last




first

next

last

Name: _____

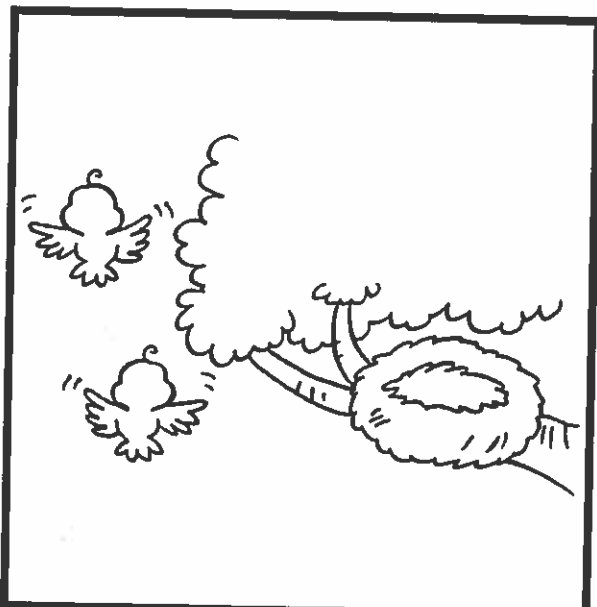
Color.




first	second
third	last



first	second
third	last



first	second
third	last





first	second
third	last

© 2012 Marshall Cavendish International (Singapore) Private Limited. Copying is permitted, see page ii.

Name: _____

Lesson 2 Physical Position


Pair.



•

•

1st



•

•

2nd




•

•

3rd

Name: _____

Color the animal that comes before the lion.
Circle the animal that comes after the lion.




© 2012 Marshall Cavendish International (Singapore) Private Limited. Copying is permitted; see page ii.

Name: _____

Lesson 3 Showing Your Preferences

Match. Then, compare with 2 friends.


3rd choice



2nd choice




1st choice



Name: _____

Count and write.

Popular Pets



Dog

Cat

Rabbit

Bird

1. How many like cats? _____
2. How many like rabbits? _____
3. How many like dogs? _____
4. How many like birds? _____